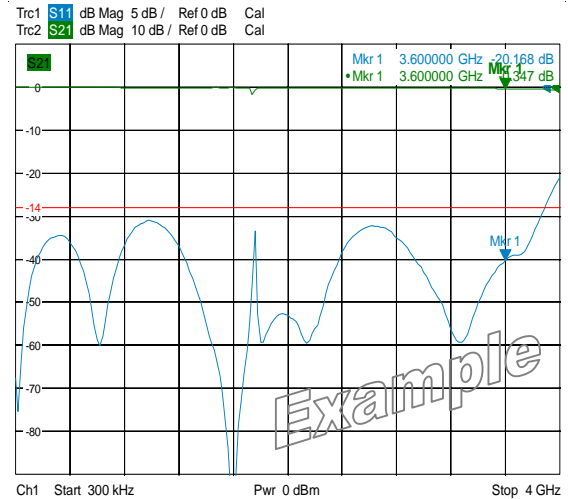
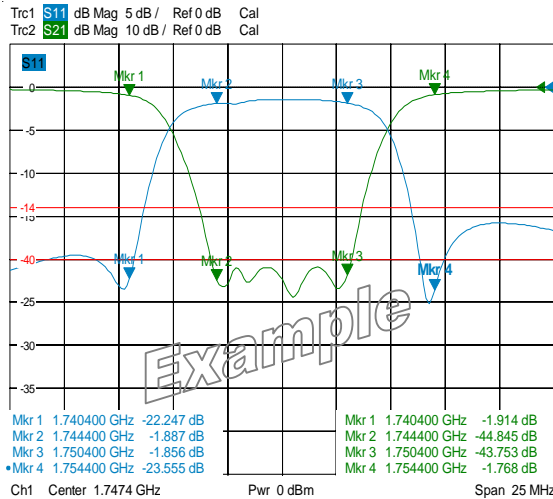




**Wainwright
Instruments GmbH**

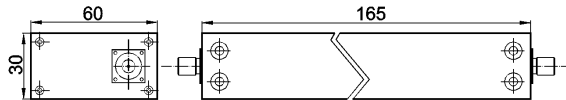
Widdersberger Str.14
D82346 Andechs, Germany
 Tel.: +49-8152-918230 Fax: +49-8152-918255
 E-Mail: info@wainwright-filters.com
 Internet: www.wainwright-filters.com

6 Resonator Cavity Design WRCG Series	Band Reject Filter Reject Band 1744.4 to 1750.4 MHz Passbands DC to 1738.4 & 1756.4 to 3600 MHz	Model Number: WRCG 1744.4/1750.4-1738.4/1756.4-40/6 <i>(add connector code - see below)</i>
---	--	---




Model Numbers: WRCG 1744.4/1750.4-1738.4/1756.4-40/6SS (= SMA-F)
 WRCG 1744.4/1750.4-1738.4/1756.4-40/6EE (= N-F)

- Very Flat Passband to 3600 MHz
- Slopes: 6 MHz / 40 dB



Dimensions:
 60 mm high x 30 mm wide
 165 mm long – plus connectors



Specifications			
Reject Band:	1744.4 to 1750.4 MHz		
Reject Attenuation:	40 dB min.		
Passbands:	DC to 1738.4 MHz and 1756.4 to 3600 MHz		
Passband Loss:	1.2 dB max. / 1.5 dB max. at passband corners		
Return Loss (50Ω) in Passband:	14 dB min. = VSWR 1.5 : 1 max.		
Operating Temperature:	+15°C to +40°C		
Dimensions:	60 mm high x 30 x 165 mm plus connectors	Approx. Weight: 0.55 kg (1.2 lbs)	
Mounting Provision:	4 x M4 threaded holes each on all sides - see drawing UMP-1 (Website)		
Connector Code:	SMA-female = SS or N-female = EE		
Price Basis: see Ord. Inf., Terms, Warranty	PRICES:	Euro: Price based on shipment ex factory	US-\$: Price includes shipping, import charges and customs duty. *
When purchasing	1 – 4 pcs.	€ 706,--	\$ 1200.--
Test Sheet with Analyzer Curves supplied.			
* Prices in US-\$ for shipments to the USA only. American customers are welcome to purchase at EURO-prices and carry postage/freight and import charges directly.			

Delivery Time: normally 4 to 6 weeks - depending on work load in the factory at time of order.