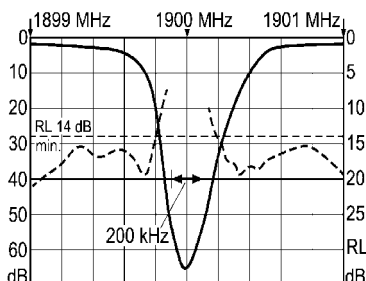




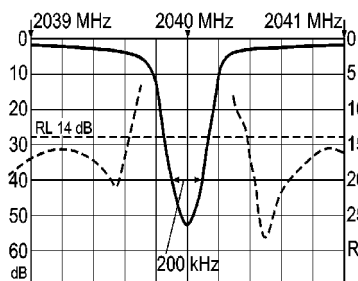
**Wainwright
Instruments GmbH**

Widdersberger Str.14
D82346 Andechs, Germany
 Tel.: +49-8152-918230 Fax: +49-8152-918255
 E-Mail: info@wainwright-filters.com
 Internet: www.wainwright-filters.com

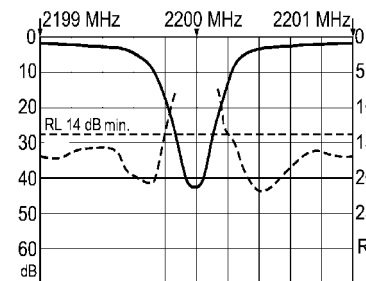
10 Resonator Cavity Design WRCT Series **Tunable Notch Filter** **Model No. WRCT 1900/2200-0.2/40-10...**
1900 to 2200 MHz (add codes - see below)



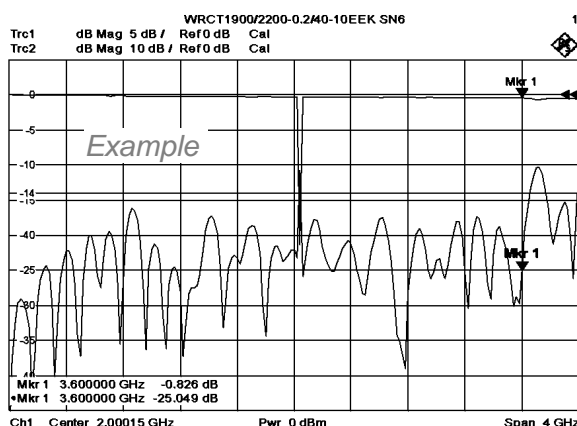
Tuned to the low end



Tuned to 2040 MHz



Tuned to the high end



Model **WRCT 1900/2200-0.2/40-10EEK**



approx. weight:
4.7 kg (10.3 lbs)

Available with Tuning Knobs or Screwdriver Tunable

This filter is similar to the design of the customer specified Fo models. It will produce up to 10 notches in the passband. The notch Fo is determined by the user by tuning each resonator. Each notch is very narrow and has 5 to 10 dB reject attenuation. Several notches can be combined by tuning them to the same frequency. This increases the notch depth and width. Attenuation will be greater at the low end of the tuning range and less at the upper end. The filter is designed to produce a 200 kHz bandwidth with at least 40 dB reject attenuation when all notches are tuned to 2040 MHz. The temperature specification of +15° to +40°C applies to this frequency and stability decreases away from the center towards both ends of the range. Each filter is tested over the full range and 4 curves (as shown above) are supplied on delivery.

Specifications	Model No. WRCT 1900/2200-0.2/40-10...	Add connector code (SS or EE) and option code (K or SD)
Tuning Range:	1900 to 2200 MHz	
Passband Loss:	1 dB max. DC to 3600 MHz - <u>except</u> 4 dB max. at Fo ± 1 MHz at notch corners	
Return Loss (50 Ω):	14 dB min. = VSWR 1.5 : 1 max.	
Notch attenuation:	40 dB min. at Fo (2040 MHz) ± 100 kHz	
Oper. Temperature:	+15°C to +40°C	
Connector Codes:	SMA-female = SS or N-female = EE - both on <u>one</u> 75 x 120 mm surface	
Options Codes:	Filters with tuning knobs = K - filters with slots for screwdriver tuning = SD	
Mounting Provision:	4 x M4 threaded holes each on 5 sides - see drawing UMP-1 (Website)	
Dimensions:	75 mm high (plus tuning knobs) x 120 x 300 mm (plus connectors)	
Price Basis: see Ord.Inf., Terms, Warranty	PRICES: Euro: Price based on shipment ex factory	US-\$: Price includes shipping, import charges and customs duty. *
When purchasing 1 - 4 pcs.	€2.059,-	Will be quoted.
Test Sheet with Analyzer Curves supplied.		
* Prices in US-\$ for shipments to the USA only. American customers are welcome to purchase at EURO-prices and carry postage/freight and import charges directly.		

Delivery Time: normally 4 to 6 weeks - depending on work load in the factory at time of order.