



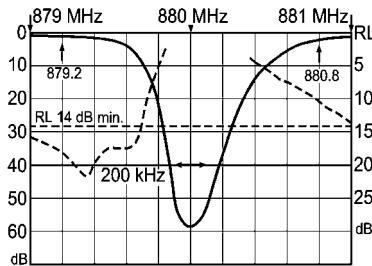
**Wainwright  
Instruments GmbH**

Widdersberger Str.14  
**D82346 Andechs, Germany**  
 Tel.: +49-8152-918230 Fax: +49-8152-918255  
 E-Mail: [info@wainwright-filters.com](mailto:info@wainwright-filters.com)  
 Internet: [www.wainwright-filters.com](http://www.wainwright-filters.com)

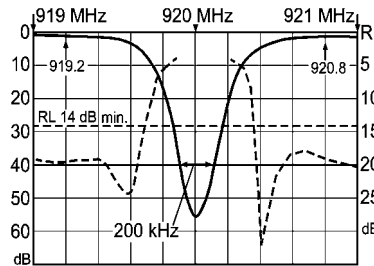
**5 Resonator  
Cavity Design  
WRCT Series**

**Tunable Notch Filter  
880 to 960 MHz**

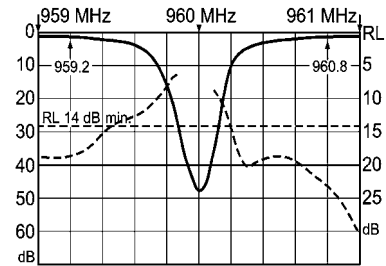
**Model No.  
WRCT880/960-0.2/40-5...**  
(add codes - see below)



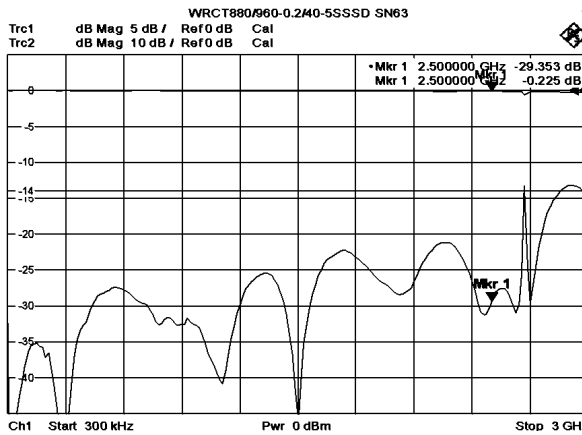
Tuned to the low end



Tuned to 920 MHz



Tuned to the high end



**Model WRCT 880/960-  
0.2/40-5EEK**



approx. Weight:  
3.5 kg (7.7 lbs.)

Available with Tuning Knobs or Screwdriver Tunable

This filter is similar to the design of the customer specified Fo models. It will produce up to 5 notches in the passband. The notch Fo is determined by the user by tuning each resonator. Each notch is very narrow and has 5 to 10 dB reject attenuation. Several notches can be combined by tuning them to the same frequency. This increases the notch depth and width. Attenuation will be greater at the low end of the tuning range and less at the upper end. The filter is designed to produce a 200 kHz bandwidth with at least 40 dB reject attenuation when all notches are tuned to 920 MHz. The temperature specification of +15° to +40°C applies to this frequency and stability decreases away from the center towards both ends of the range. Each filter is tested over the full range and 4 curves (as shown above) are supplied on delivery.

Specifications	Model No. WRCT 880/960-0.2/40-5...	Add connector code (SS or EE) and option code (K or SD)
<b>Tuning Range:</b>	880 to 960 MHz	
<b>Passband Loss:</b>	1 dB max. DC to 2500 MHz - <u>except</u> 3 dB max. at Fo ± 800 kHz at notch corners	
<b>Return Loss (50 Ω):</b>	14 dB min. = VSWR 1.5 : 1 max.	
<b>Notch attenuation:</b>	40 dB min. at Fo (920 MHz) ± 100 kHz	
<b>Oper. Temperature:</b>	+15°C to +40°C	
<b>Connector Codes:</b>	SMA-female = SS or N-female = EE - on <u>each</u> 107 x 60 mm surface	
<b>Options Codes:</b>	Filters with tuning knobs = K - filters with slots for screwdriver tuning = SD	
<b>Mounting Provision:</b>	4 x M4 threaded holes each on all sides - see drawing UMP-1 (Website)	
<b>Dimensions:</b>	107 mm high (plus tuning knobs) x 60 x 300 mm (plus connectors)	
Price Basis: see Ord. Inf., Terms, Warranty	<b>PRICES:</b>	Price based on shipment ex factory
	<b>Euro:</b>	<b>US-\$:</b>
When purchasing 1 - 4 pcs.	€1.167,-	Price includes shipping, import charges and customs duty. *
		\$ 1,800.-
Test Sheet with Analyzer Curves supplied.		
* Prices in US-\$ for shipments to the USA only. American customers are welcome to purchase at EURO-prices and carry postage/freight and import charges directly.		

**Delivery Time:** normally 4 to 6 weeks - depending on work load in the factory at time of order.