



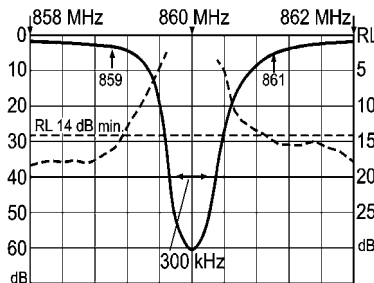
**Wainwright  
Instruments GmbH**

Widdersberger Str.14  
**D82346 Andechs, Germany**  
 Tel.: +49-8152-918230 Fax: +49-8152-918255  
 E-Mail: [info@wainwright-filters.com](mailto:info@wainwright-filters.com)  
 Internet: [www.wainwright-filters.com](http://www.wainwright-filters.com)

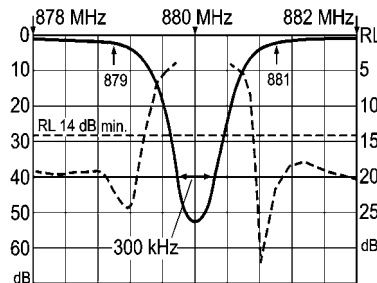
**5 Resonator  
Cavity Design  
WRCT Series**

**Tunable Notch Filter**  
**860 to 900 MHz**

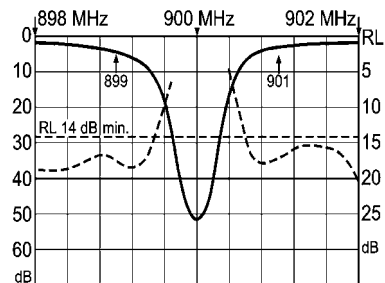
**Model No.**  
**WRCT860/900-0.3/40-5...**  
 (add codes - see below)



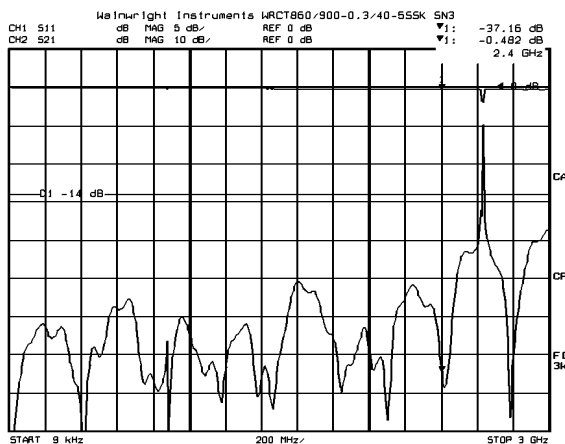
Tuned to the low end



Tuned to 880 MHz



Tuned to the high end



**Model WRCT 860/900-  
0.3/40-5EEK**



approx. Weight:  
3.5 kg (7.7 lbs.)

Available with Tuning Knobs or Screwdriver-Tunable

This filter is similar to the design of the customer specified Fo models. It will produce up to 5 notches in the passband. The notch Fo is determined by the user by tuning each resonator. Each notch is very narrow and has 5 to 10 dB attenuation. Several notches can be combined by tuning them to the same frequency. This increases the notch depth and width. Attenuation will be greater at the low end of the tuning range and less at the upper end. The filter is designed to produce a 300 kHz bandwidth with at least 40 dB reject attenuation when all notches are tuned to 880 MHz. The temperature specification of +15° to +40°C applies to this frequency and stability decreases away from the center towards both ends of the range. Each filter is tested over the full range and 4 curves (as shown above) are supplied on delivery.

Specifications	Model No. WRCT 860/900-0.3/40-5...	Add connector code (SS or EE) and option code (K or SD)
<b>Tuning Range:</b>	860 to 900 MHz	
<b>Passband Loss:</b>	1 dB max. DC to 2400 MHz - <u>except</u> 3.0 dB max. at Fo ± 1 MHz at notch corners	
<b>Return Loss (50 Ω):</b>	14 dB min. = VSWR 1.5 : 1 max.	
<b>Notch attenuation:</b>	40 dB min. at Fo (880 MHz) ± 150 kHz	
<b>Oper. Temperature:</b>	+15°C to +40°C	
<b>Connector Codes:</b>	SMA-female = <b>SS</b> or N-female = <b>EE</b> on <u>each</u> 107 x 60 mm surface	
<b>Options Codes:</b>	Filters with tuning knobs = <b>K</b> - filters with slots for screwdriver tuning = <b>SD</b>	
<b>Mounting Provision:</b>	4 x M4 threaded holes each on all sides - see drawing UMP-1 (Website)	
<b>Dimensions:</b>	107 mm high (plus tuning knobs) x 60 x 300 mm (plus connectors)	
Price Basis: see Ord. Inf., Terms, Warranty	<b>PRICES:</b>	<b>Euro:</b> Price based on shipment ex factory
When purchasing 1 – 4 pcs.		<b>US-\$:</b> Price includes shipping, import charges and customs duty. *
	<b>€1.167,--</b>	<b>\$ 1,800.--</b>
Test Sheet with Analyzer Curves supplied.		
* Prices in US-\$ for shipments to the USA only. American customers are welcome to purchase at EURO-prices and carry postage/freight and import charges directly.		

**Delivery Time:** normally 4 to 6 weeks - depending on work load in the factory at time of order.