



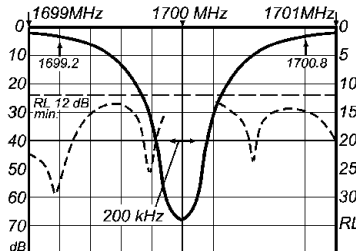
**Wainwright
Instruments GmbH**

Widdersberger Str.14
D82346 Andechs, Germany
 Tel.: +49-8152-918230 Fax: +49-8152-918255
 E-Mail: info@wainwright-filters.com
 Internet: www.wainwright-filters.com

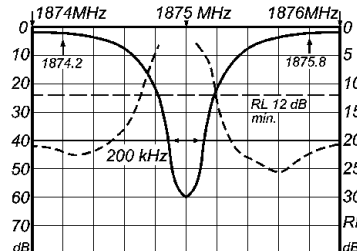
**10 Resonator
Cavity Design
WRCD Series**

**Tunable Notch Filter
1700 to 2000 MHz**

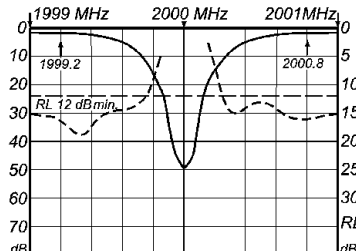
**Model Number
WRCD 1700/2000-0.2/40-10...**
(add codes - see below)



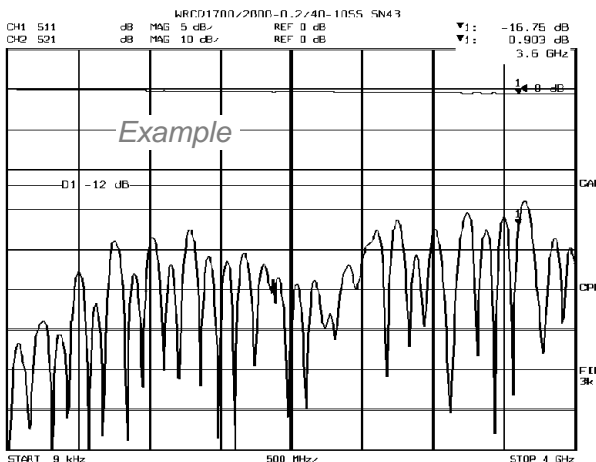
Tuned to the low end



Tuned to 1875 MHz



Tuned to the high end



Model **WRCD 1700/2000-0.2/40-10EEK**



Available with Tuning Knobs or Screwdriver Tunable

This filter is similar to the design of the customer specified Fo models. It will produce up to 10 notches in the passband. The notch Fo is determined by the user by tuning each resonator. Each notch is very narrow and has 5 to 10 dB reject attenuation. Several notches can be combined by tuning them to the same frequency. This increases the notch depth and width. Attenuation will be greater at the low end of the tuning range and less at the upper end. The filter is designed to produce a 200 kHz bandwidth with at least 40 dB reject attenuation when all notches are tuned to 1875 MHz. The temperature specification of +15° to +40°C applies to this frequency and stability decreases away from the center towards both ends of the range. Each filter is tested over the full range and 4 curves (as shown above) are supplied on delivery.

Specifications Model No. WRCD 1700/2000-0.2/40-10		Add connector code (SS or EE) and option code (K or SD)	
Tuning Range:	1700 to 2000 MHz		
Passband Loss:	1.5 dB max. DC to 3600 MHz - <u>except</u> 5 dB max. at Fo ± 800 kHz (notch corners)		
Return Loss (50 Ω):	12 dB min. (14 dB typical) = VSWR 1.67 : 1 max. (1.5 : 1 max. typical)		
Notch attenuation:	40 dB min. at Fo (1875 MHz) ± 100 kHz		
Oper. Temperature:	+15°C to +40°C		
Connector Code:	SMA-female = SS or N-female = EE - both connectors on <u>one</u> 81 x 150 mm surface		
Options Code:	Filters with tuning knobs = K - Filters with slots for screwdriver tuning = SD		
Mounting Provision:	4 x M4 threaded holes each on 5 sides - see drawing UMP-1 (Website)		
Dimensions:	81 mm high (plus tuning knobs) x 150 x 375 mm (plus connectors)		
Price Basis: see Ord.Inf., Terms, Warranty	PRICES:	Euro: Price based on shipment ex factory	US-\$: Price includes shipping, import Charges and customs duty. *
When purchasing	1 – 4 pcs.	€2.059,-	<u>Will be quoted.</u>
Test Sheet with Analyzer Curves supplied.			
* Prices in US-\$ for shipments to the USA only. American customers are welcome to purchase at EURO-prices and carry postage/freight and import charges directly.			

Delivery Time: normally 4 to 6 weeks - depending on work load in the factory at time of order.