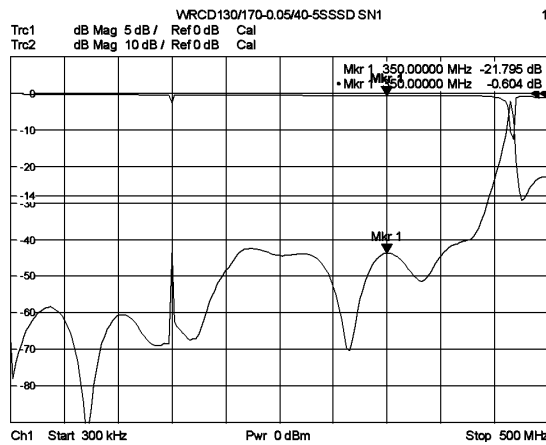
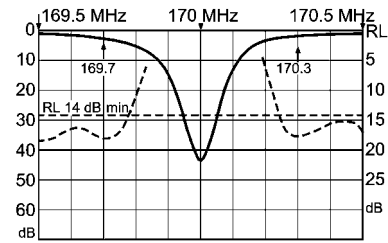
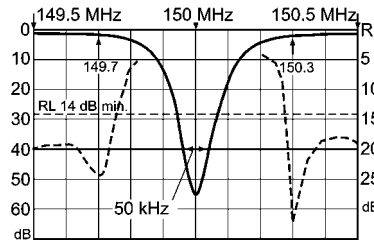
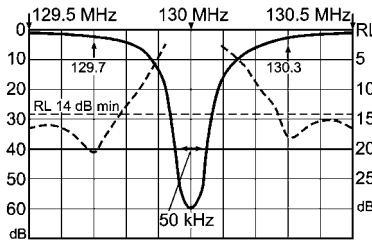




**Wainwright
Instruments GmbH**

Widdersberger Str.14
D82346 Andechs, Germany
 Tel.: +49-8152-918230 Fax: +49-8152-918255
 E-Mail: info@wainwright-filters.com
 Internet: www.wainwright-filters.com

5 Resonator Cavity Design WRCD Series Tunable Notch Filter Model No. WRCD 130/170-0.05/40-5... (add codes - see below)
130 to 170 MHz



Available with Tuning Knobs or Screwdriver Tunable

This filter will produce up to 5 notches in the passband. The notch Fo is determined by the user by tuning each resonator. Each notch is very narrow and has 5 to 10 dB reject attenuation. Several notches can be combined by tuning them to the same frequency. This increases the notch depth and width. Attenuation will be greater at the low end of the tuning range and less at the upper end. The filter is designed to produce a 50 kHz bandwidth with at least 40 dB reject attenuation when all notches are tuned to 150 MHz. The temperature specification of +15° to +40°C applies to this frequency and stability decreases away from the center towards both ends of the range. Each filter is tested over the full range and 4 curves (as shown above) are supplied on delivery.

Specifications	Model No. WRCD 130/170-0.05/40-5...	Add connector code (SS or EE) and option code (K or SD)
Tuning Range:	130 to 170 MHz	
Passband Loss:	1.0 dB max. DC to 350 MHz <u>except</u> 3 dB max. at Fo ± 300 kHz (notch corners)	
Return Loss(50 Ω):	14 dB min. = VSWR 1.5 : 1 max.	
Notch Attenuation	40 dB at 150 MHz ± 25 kHz	
Oper. Temperature:	+15°C to +40°C	
Connector Codes:	SMA-female = SS or N-female = EE - on <u>each</u> 460 x 75 mm surface	
Options Codes:	Filters with tuning knobs = K - filters with slots for screwdriver tuning = SD	
Mounting Provision:	4 x M4 threaded holes each on all sides - see drawing UMP-1 (Website)	
Dimensions:	460 mm high (plus tuning knobs) x 75 x 375 mm (plus connectors)	
Price Basis: see Ord.Inf., Terms, Warranty	PRICES:	Price based on shipment ex factory
	Euro:	US-\$: Price includes shipping, import charges and customs duty. *
When purchasing 1 - 4 pcs.	€ 1.635,-	\$ 2,535.-
Test Sheet with Analyzer Curves supplied.		
* Prices in US-\$ for shipments to the USA only. American customers are welcome to purchase at EURO-prices and carry postage/freight and import charges directly.		

Delivery Time: normally 4 to 6 weeks - depending on work load in the factory at time of order.