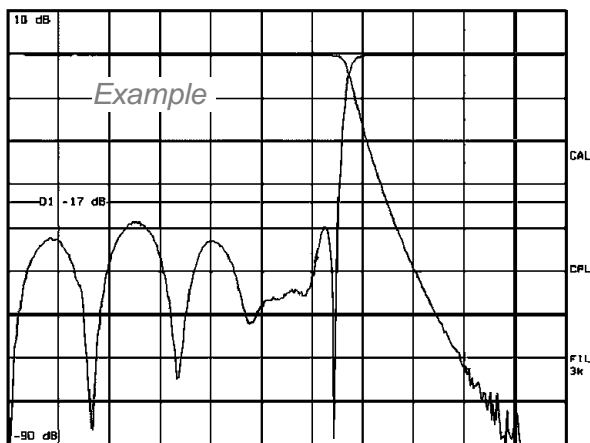




**Wainwright
Instruments GmbH**

Widdersberger Str.14
D82346 Andechs, Germany
 Tel.: +49-8152-918230 Fax: +49-8152-918255
 E-Mail: info@wainwright-filters.com
 Internet: www.wainwright-filters.com

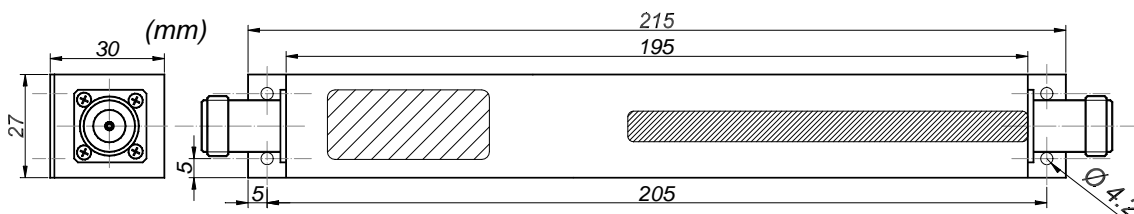
DC to 1000 MHz High Power Lowpass Filter Model Number: WLG 1000-6EE/500
*500 W Power Handling in Passband *)*



Typical response DC to 1800 MHz



Model Number
WLG 1000-6EE/500 (with N-female connectors)



Specifications	
Passband Loss / Passband:	0.3 dB max. from DC to 1000 MHz
Return Loss (50 Ω) in Passband:	17 dB min. = VSWR 1.3 : 1 max.
Attenuation 40 dB min.:	at 1300 MHz (1.30 x Fco)
Attenuation 60 dB min.:	at 1450 MHz (1.45 x Fco)
Stop Band Limit:	60 dB min. to at least 3000 MHz
Operating Temperature:	-20°C to +70°C
Maximum Power:	500 W CW in passband - See *) above
Dimensions:	30 mm high x 27 x 195 mm (plus flanges and connectors)
Approx. Weight:	0.45 kg (0.9 lbs)
Mounting Provision:	10 mm flanges on each end with 4.2 mm holes 5 mm from the edge
Connector Code:	N-female = EE on each end
Prices: When purchasing 1 - 4 pcs.	Euro: € 566,-- US-\$: Will be quoted.
Delivery Terms:	FCA Andechs-Frieding (free carrier) according to <i>Incoterms 2000</i> . In Deutschland liefern wir frachtfrei gemäß CPT <i>Incoterms 2000</i> (unversichert). Regarding payment terms and Warranty see Terms and Conditions .
Test Sheet with Analyzer Curves supplied.	

Delivery Time: to be quoted

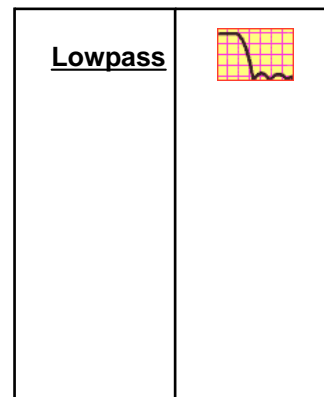


Operating our High Power Filters

Limited Warranty

We have been building filters for power application for some years now. We estimate the power capabilities listed in the individual data sheets and in our quotations from calculations and experience working with customers. However, we do not have the power sources necessary for power testing. The guarantee for filters with power handling is limited to damage to the filter and does not extend to damaged equipment or any other damage, such as loss of time, burnt hands, etc. The customer must make sure that all necessary safety precautions are taken. Any filter that is damaged by the power level listed in the data sheet or quotation - applied in the passband - will be repaired or replaced free of charge. Regarding the procedure for returning the filter, please see the Warranty that applies to your country:

[Terms & Warranty](#)

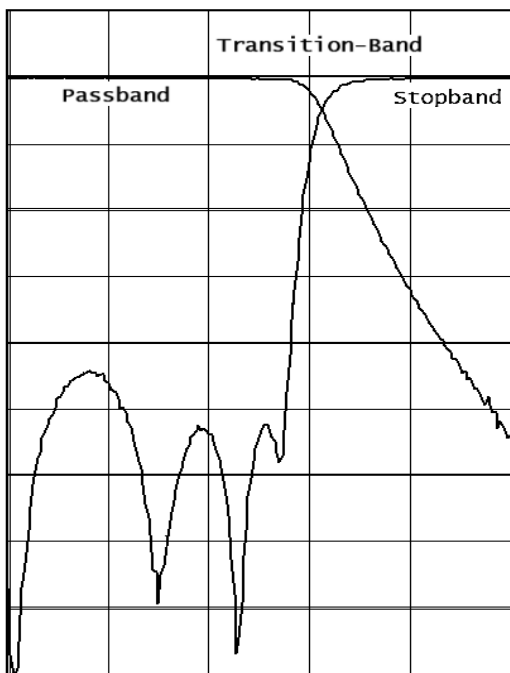


We are interested in cooperating with you in power testing our filters in your system. Please contact us if this is a possibility.

Lowpass Filters

The RF input power must not exceed the power handling stated in the Data Sheet. Passing high Input RF Power through a filter in the passband will cause only moderate heating because the insertion loss is very low – normally less than 0.5 dB. When applying power in the stopband most of the energy would be reflected back and thus probably does not affect the filter too much either.

However, this may damage the power source if it is not protected !



A different situation exists in the transition area between passband and stopband.

Here the losses add up to 3 dB. For example, when applying RF input power of 1 kW, 500 Watts convert to heat. This may cause the soldered connections of the filter to melt.

The filters pass - most of the heat to the enclosure, but if the filter is operated in the transition area, proper cooling is necessary. This may be achieved by mounting the filter on a heat sink and/or by forced air cooling.

Since we do not have any influence or control over the cooling measures our customers may take, we can only be responsible for filter damage when power was applied in the passband.