



**Wainwright
Instruments GmbH**

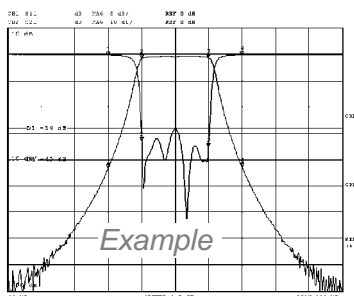
Widdersberger Str.14
D82346 Andechs, Germany
 Tel.: +49-8152-918230 Fax: +49-8152-918255
 E-Mail: info@wainwright-filters.com
 Internet: www.wainwright-filters.com

**6 Resonator
Cavity Design
WTCG Series**

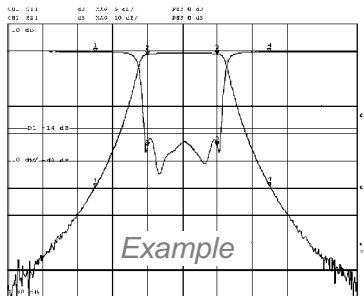
Tunable Bandpass Filter

Frequency Range 1700 MHz to 2000 MHz
Passband Bandwidth 40 MHz

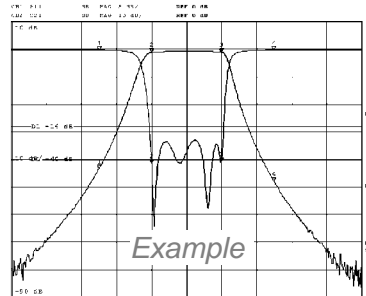
Model No.
WTCG 1700/2000-40/40-6
 (add connector code - see below)



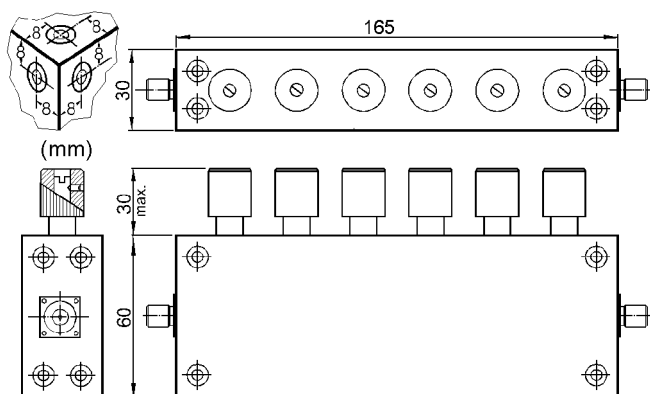
Tuned to the low end



Tuned to 1850 MHz



Tuned to the high end



Screwdriver adjustment possible from slot in knob.
 Knob can be removed or made ineffective by loosening the set screw.

Specifications		Dear Customer:	
Passband:	40 MHz (nominal)	Please help us serve your needs more precisely: Please let us know what power handling is most desirable for your application and what bandwidth (in MHz) would be the most useful for you in this frequency range.	
Passband Loss:	1.5 dB max. at Fo / 2.0 dB max. at corners		
Power Handling:	Not yet determined		
Return Loss (50Ω) in Passband:	14 dB min. = VSWR 1.5 : 1 max.		
Reject Attenuation:	40 dB min. at 1850 MHz ± 50 MHz		
Stopband:	60 dB to at least 8000 MHz		
Operating Temperature:	+15°C to +45°C		
Dimensions:	60 mm high x 30 x 165 mm (plus connectors and knobs)		
Approx. Weight:	0.6 kg (1.3 lbs)		
Mounting Provision:	4 x M4 threaded holes each on all sides		
Connector Code:	SMA-female = SS or N-female = EE		
Price Basis: see Ord. Inf., Terms, Warranty	PRICES:	Euro: Price based on shipment ex factory	US-\$: Price includes shipping, import charges and customs duty. *
When purchasing 1 – 4 pcs.	€976,--		Will be quoted.
Test Sheet with Analyzer Curves supplied			
* Prices in US-\$ for shipments to the USA only. American customers are welcome to purchase at EURO-prices and carry postage/freight and import charges directly.			

Delivery Time: Will be quoted