



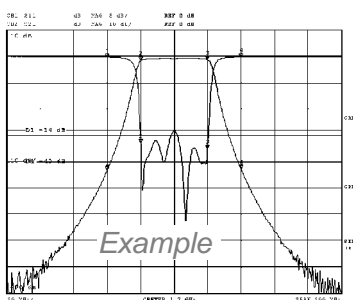
**Wainwright
Instruments GmbH**

Widdersberger Str.14
82346 Andechs, Germany
 Tel.: +49-8152-918230 Fax: +49-8152-918255
 E-Mail: info@wainwright-filters.com
 Internet: www.wainwright-filters.com

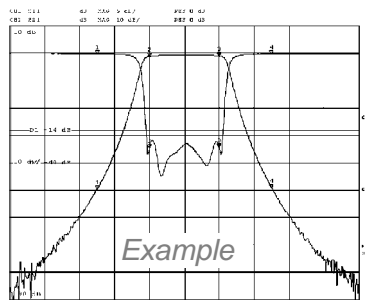
**6 Resonator
Cavity Design
WBCG
Series**

Tunable Bandpass Filter
Frequency Range 1700 MHz to 2000 MHz
Passband Bandwidth 40 MHz

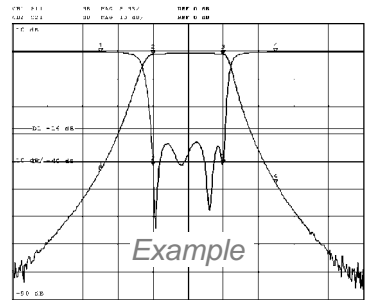
Model No.
WBCG 1700/2000-40/40-6
 (add codes - see below)



Tuned to the low end

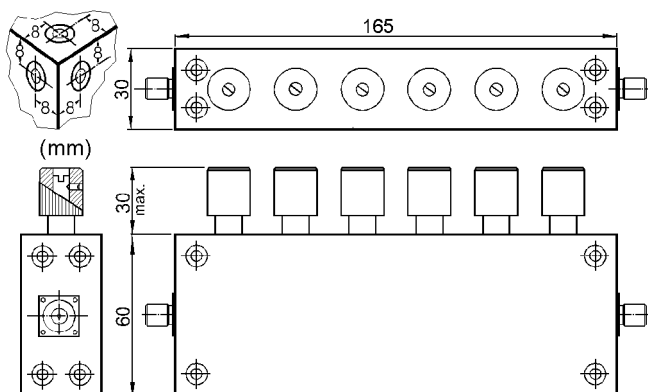


Tuned to 1850 MHz



Tuned to the high end

Model: **WBCG 1700/2000-40/40-6SSK**



Screwdriver adjustment possible from slot in knob.
 Knob can be removed or made ineffective by loosening the set screw.

Specifications		Dear Customer: Please help us serve your needs more precisely: Please let us know what power handling is most desirable for your application and what bandwidth (in MHz) would be the most useful for you in this frequency range.
Passband:	40 MHz (nominal)	
Passband Loss:	1.5 dB max. at Fo / 2.0 dB max. at corners	
Power Handling:	Not yet determined	
Return Loss (50Ω) in Passband:	14 dB min. = VSWR 1.5 : 1 max.	
Reject Attenuation:	40 dB min. at 1850 MHz ± 50 MHz	
Stopband:	60 dB to at least 5180 MHz	
Operating Temperature:	+15°C to +45°C	
Dimensions:	60 mm high x 30 x 165 mm (plus connectors and knobs)	
Approx. Weight:	0.6 kg (1.3 lbs)	
Mounting Provision:	4 x M4 threaded holes each on all sides	
Connector Code:	SMA-female = SS or N-female = EE	
Options Codes:	Filters with tuning knobs = K - filters with slots for screwdriver tuning = SD	
Prices: When purchasing 1 - 4 pcs.	Euro: € 976,--	US-\$: <u>Will be quoted.</u>
Delivery Terms:	FCA Andechs-Frieding (free carrier) according to Incoterms 2000 . In Deutschland liefern wir frachtfrei gemäß CPT Incoterms 2000 (unversichert). Regarding payment terms and Warranty see Terms and Conditions .	
Test Sheet with Analyzer Curves supplied		

Delivery Time: Will be quoted